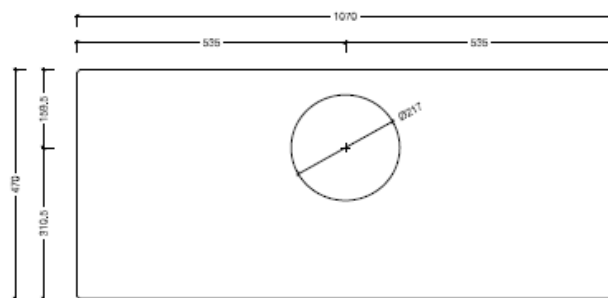


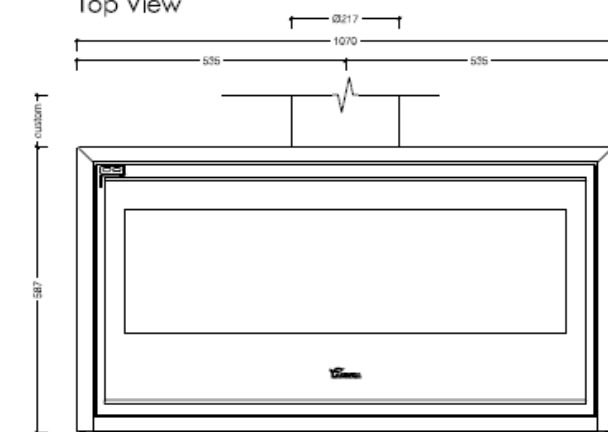
SILVER 1000 FREESTANDING



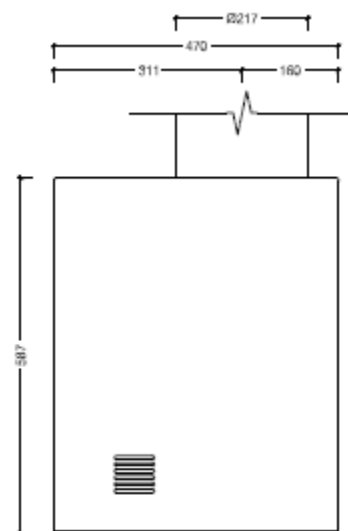
Characteristics
Heat Output: 13 to 15 KW/H
Cast iron interior panels
Two optional centrifugal fans 300m ³ p/h
Stainless steel removeable ash pan
Full glass door
5 speed digitally controlled fans as optional
Two optional hot air ducts
200mm or reduced to 180mm flue connection
Double combustion control above & below door
Optional bench or wood storage box



Top View



Front View



Side View