

# GAS GRILLS

## COUNTER TOP



A NEW GENERATION IN BRAAIS

NO 3 COUNTER TOP GAS GRILL C/W OVEN, BRUSHED STAINLESS STEEL CUPBOARD DOORS AND CANOPY



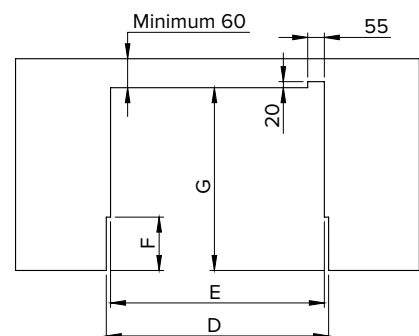
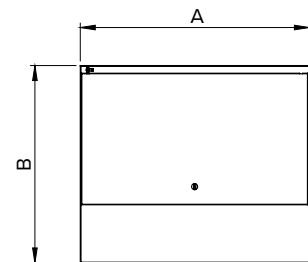
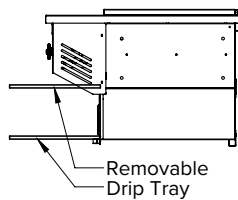
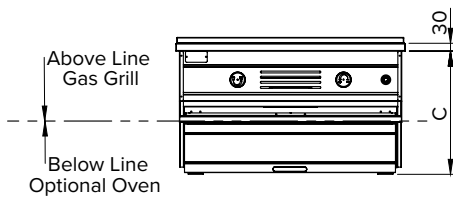
These grills are designed for placement on a level platform made of concrete, granite, marble, steel or any other non-combustible material.

Complete with a brushed stainless steel canopy over the grill, this creates a stunning visual effect on a covered patio.

Alternatively the grill can be built into a structure in such a way that the top of the gas grill is supported by a non-combustible counter top or brackets.

Unit comes as standard with a hinged lid that covers the grill when not in use and provides a convenient splash-back whilst cooking.

### AVAILABLE IN 1, 2 OR 3 BURNER VERSIONS



### CUT OUT SIZES

PRODUCT	GRILLING AREA	A	B	C	D	E	F	G
NO 1 WITH OVEN	420x420	500	650	407	485	437	204	627
NO 2 WITH OVEN	700x420	760	650	407	745	717	204	627
NO 3 WITH OVEN	1047x420	1100	650	407	1085	1062	204	627
NO 1 NO OVEN	420x420	500	650	237	485	437	204	627
NO 2 NO OVEN	700x420	760	650	237	745	717	204	627
NO 3 NO OVEN	1047x420	1100	650	237	1085	1062	204	627

CUT OUT SIZES

# GAS GRILLS

**DROP IN**



A NEW GENERATION IN BRAAIS

NO 2 DROP-IN GAS GRILL WITH CUSTOMISED CANOPY



ROASTING DOME FOR GAS GRILLS OPEN



ROASTING DOME FOR GAS GRILLS CLOSED

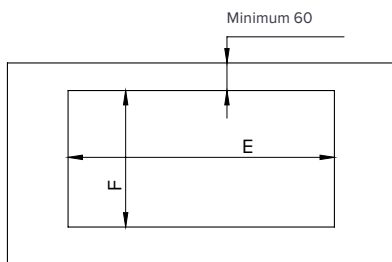
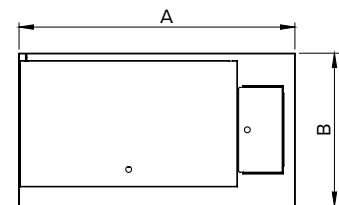
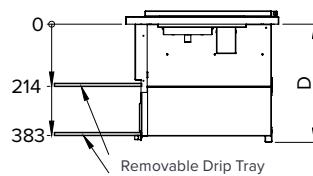
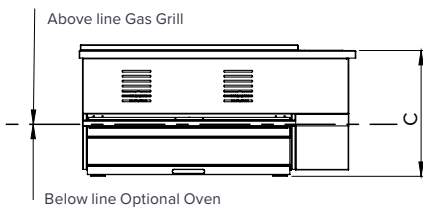


Similar to a kitchen hob, these grills are designed to drop into a noncombustible counter top, offering a sleek and stylish alternative to the more traditional braai look.

Some air needs to be drawn from inside the cupboard for the combustion process to work efficiently. As our units have high capacity burners, each capable of producing 7 Kw of heat, the air requirement will be higher than for smaller heat output units. We recommend that allowance be made for good air ingress in the cupboard space. This could take the form of a louvre in the cupboard door, in the kick plate and cupboard base, or by means of a louvre or airbricks in the side or rear walls.

Unlike kitchen hobs, Drop-In gas grills produce their heat below the surface of the counter. Allowance needs to be made in the cupboard design that no combustible materials are located either touching or close to the gas grill. As with all our gas grills, these units have a drip tray at the bottom of the unit to catch any fat that drops through the burner area. It is important that this tray can be accessed and cleaned periodically.

Available in 1, 2, or 3 burner versions, the Drop-In gas grill comes standard with a hinged lid that covers the grill when not in use and provides a convenient splash-back while cooking.



**CUT OUT SIZES**

**CUT OUT SIZES**

PRODUCT	GRILLING AREA	A	B	C	D	E	F
NO 1 WITH OVEN	420x420	672	525	407	400	649	480
NO 2 WITH OVEN	700x420	950	525	407	400	927	480
NO 3 WITH OVEN	1047x420	1300	525	407	400	1277	480
NO 1 NO OVEN	420x420	672	525	237	225	649	480
NO 2 NO OVEN	700x420	950	525	237	225	927	480
NO 3 NO OVEN	1047x420	1300	525	237	225	1277	480